

Hanni Grassauer, ABA – Invest in Austria

June 20, 2017 - Vienna



ABA – Invest in Austria

International Companies in Austria – A Major Economic Driver



Importance of International Companies for the Austrian Economy

3.2 % = 10,377 companies

19.9 % = 566,414 employees

28.3 % = 33.21 bn € personnel costs

28.5 % = 130.67 Mrd. € production value

39.8 % = 24,472 R&D employees

51.6 % = 3.43 bn € R&D expenditures

Importance of International Companies for the Austrian Economy

26% of total company investment value

40% headquarters in Germany

74% headquarters in EU

26% headquarters in Switzerland, USA, Russia, Liechtenstein

Who we are

- Austria's official investment promotion agency
- First address for foreign companies locating in Austria
- On behalf of the Austrian government, owned by the Ministry of Science, Research and Economy
- 25 experts ensure fast, experienced and cost-free consulting

The letters 'ABA' are formed by a dense crowd of small human figures, with many more figures scattered around them, creating a sense of a large gathering or community. The figures are in various colors and orientations, suggesting a diverse group of people.

ABA – Invest in Austria History

- 1982: Founded as ICD Austria by ÖIAG (Holding of Austrian Nationalized Industry)
- 1995: Renaming into Austrian Business Agency
- 1996: Responsibility changes to Ministry of Economy
- 1997: Founding of Location Austria as partner for international film industry
- 2001: New strategy - focusing on high-tech projects, stressing R&D
- 2009: Renaming to „ABA – Invest in Austria“

Business Location Austria in International Rankings

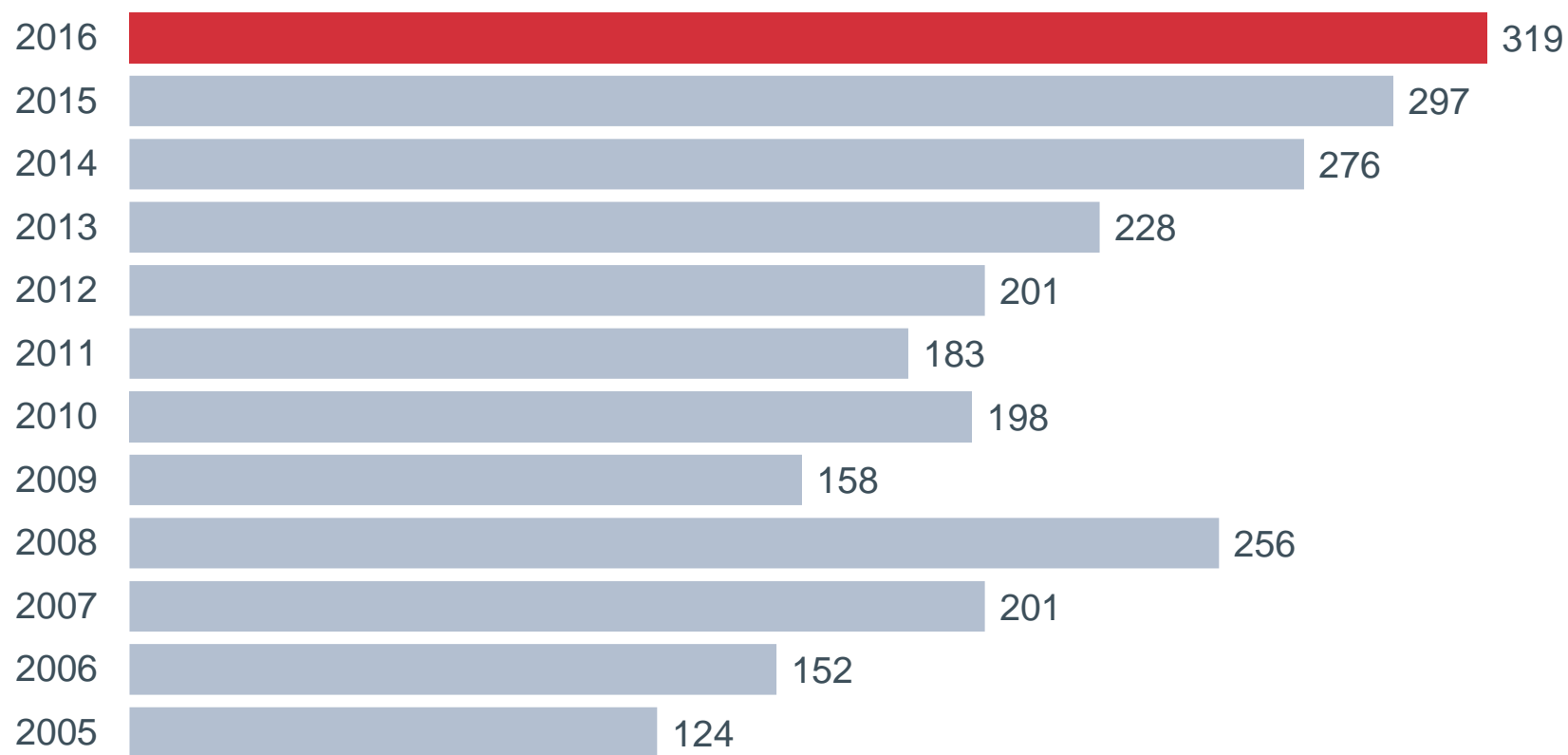
Evaluation criteria	WCY 2006	WCY 2011	WCY 2016
Overall performance	13	18	24
Need for economic and social reforms is generally well understood	9	47	60
Availability of skilled labor	1	17	41
Educational system meets the needs of a competitive economy	3	22	27
Ease of doing business is supported by regulations	13	27	54

ABA: Successful Investment Projects

Year	2006	2011	2016
Number of company establishments	152	183	319
Investment in million €	230.41	296.23	705.22
Jobs created	1,438	1,822	2,622

ABA – Invest in Austria

Successful investment projects



Source: ABA 2017



ABA – Invest in Austria Facts & Figures

Results: 1982 - 2016

- 3,478 investment projects
- 8.45 billion € investment
- 55,038 new jobs

Economic Effects

Leitner & Leitner analytical
survey

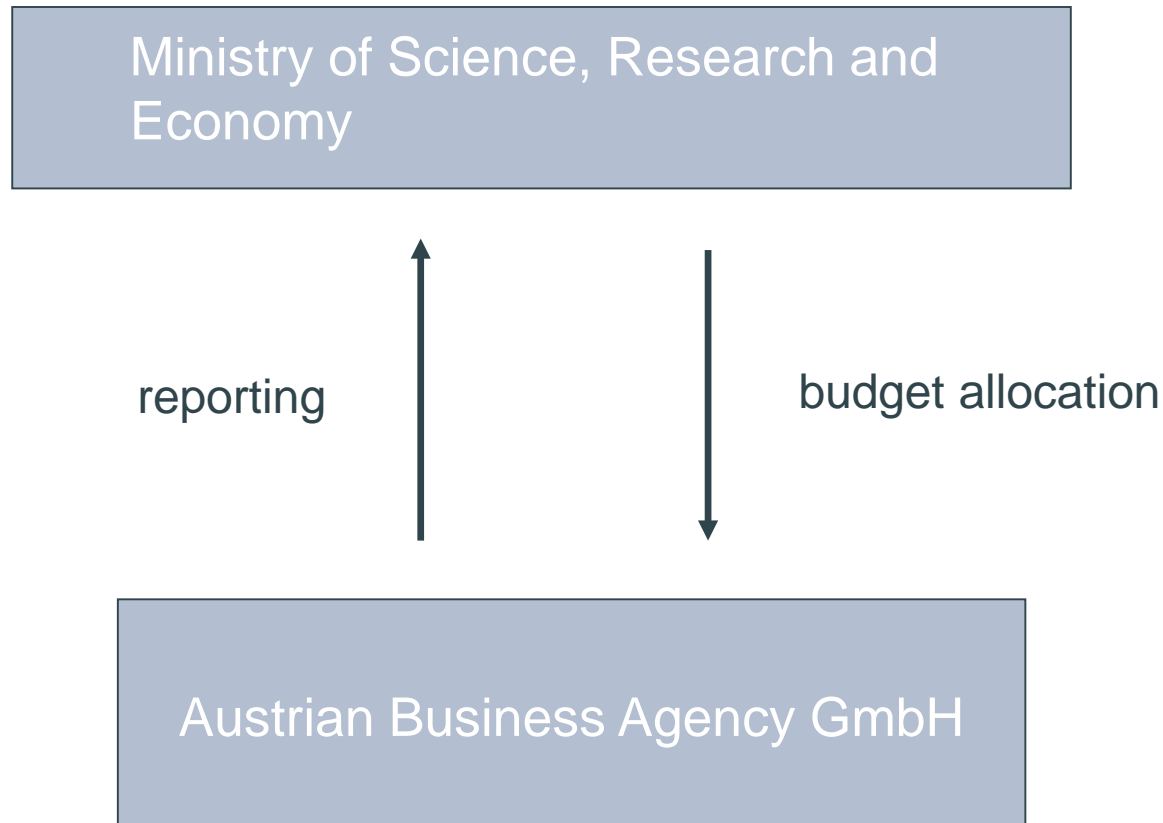
ABA company establishments
2006 – 2008

Average annual ABA budget
= 3% of

Average annual corporate tax
revenues

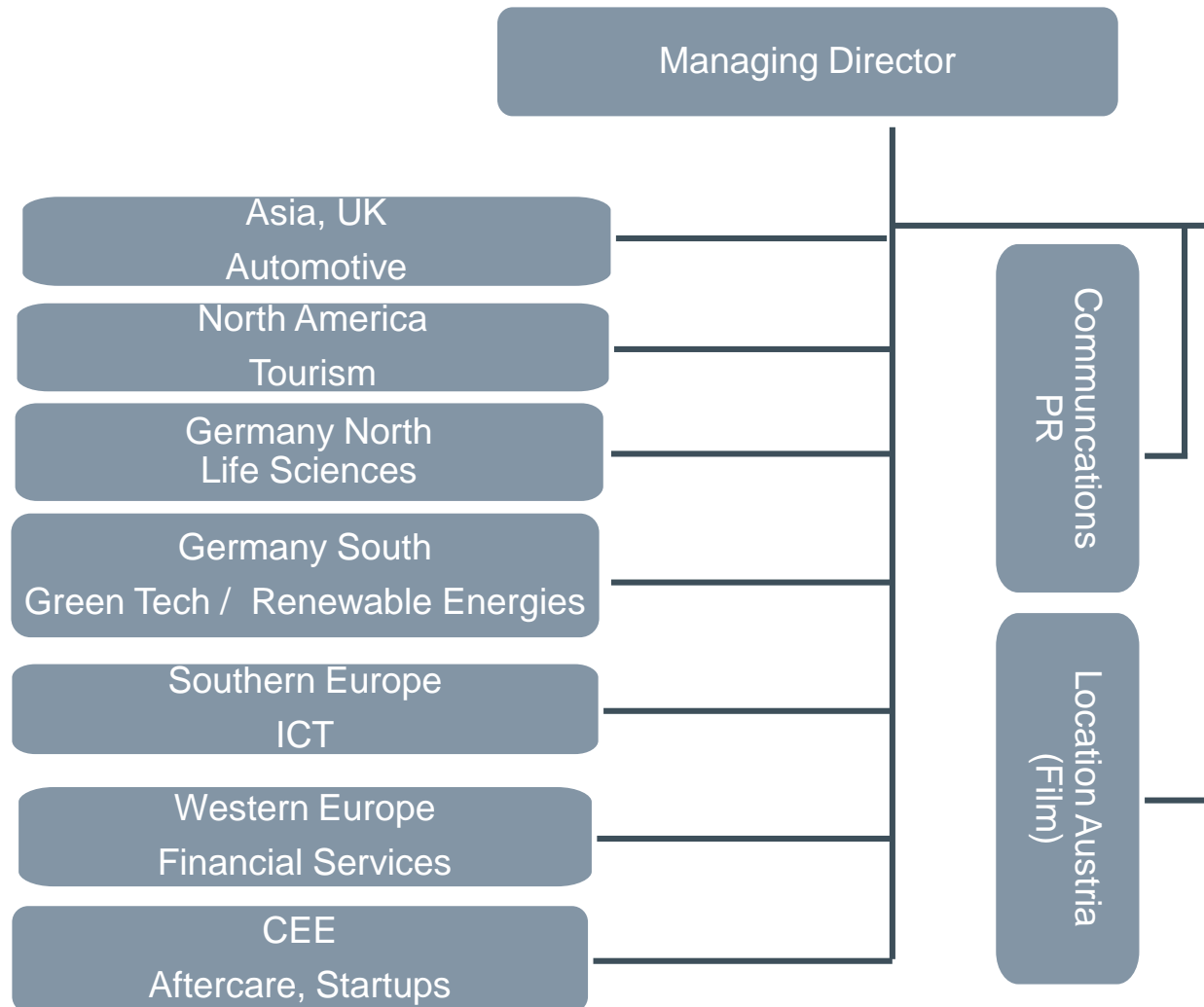


ABA: Structure



ABA: Internal Structure

Geographic plus Sector-Specific Responsibility



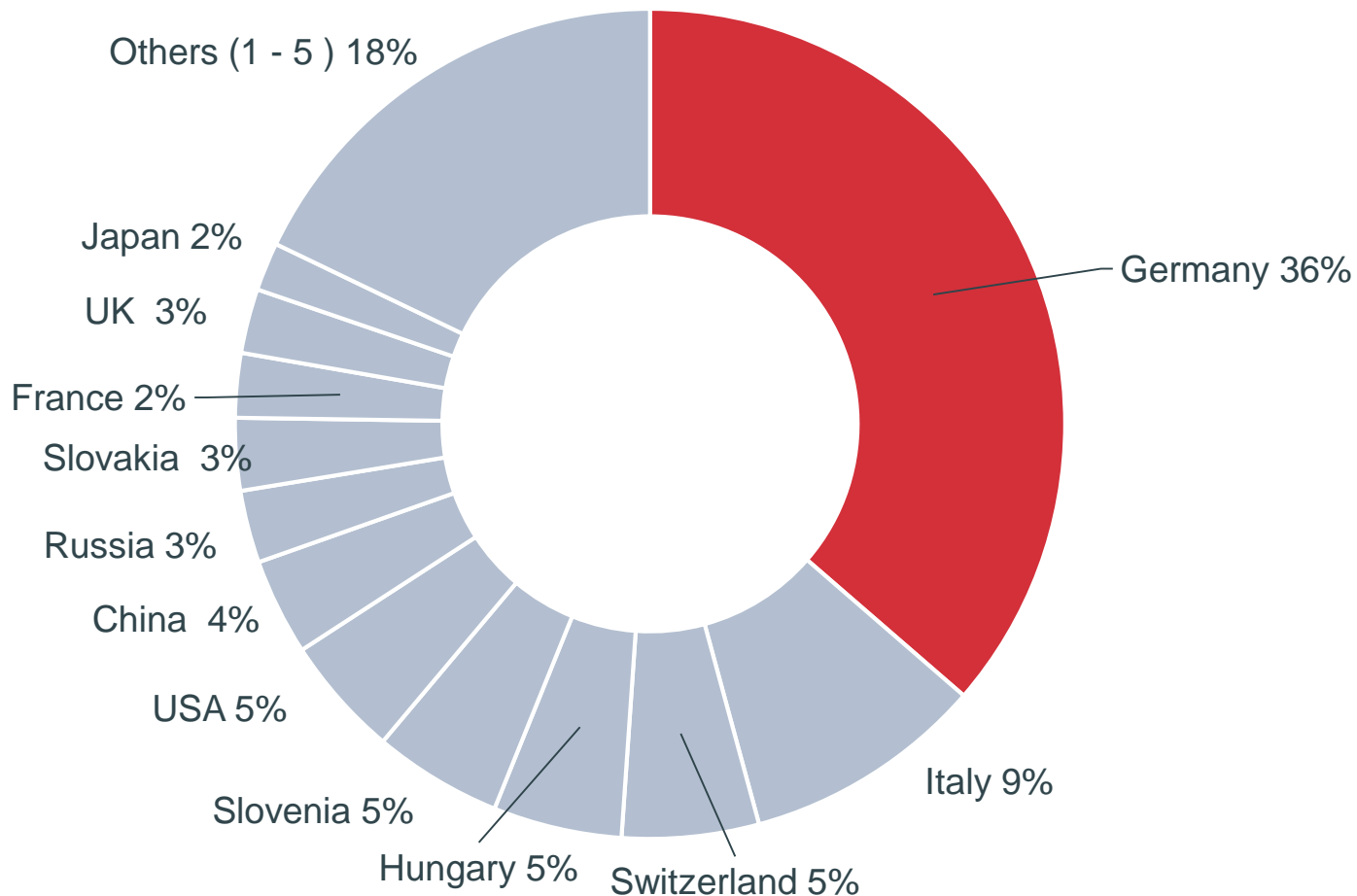
The Federal Provinces

Projects per federal province	2006	2007	2008	2009	2010	2011	2012	2013	2014	2015	2016
Vienna	62	105	112	89	98	91	107	104	131	150	155
Lower Austria	19	20	24	8	18	18	11	20	20	18	20
Burgenland	1	7	4	4	3	4	3	5	9	5	7
Upper Austria	24	10	22	10	21	11	17	20	18	17	23
Salzburg	8	15	26	14	17	10	9	14	20	25	31
Styria	12	3	11	2	9	9	13	9	16	16	21
Carinthia	7	28	24	9	13	20	27	39	38	36	27
Tyrol	15	10	22	18	14	16	10	14	14	20	22
Vorarlberg	4	3	11	4	5	3	3	3	10	9	11
Var. federal provinces	0	0	0	0	0	1	1	0	0	1	2
TOTAL	152	201	256	158	198	183	201	228	276	297	319

Source: ABA, yearly results

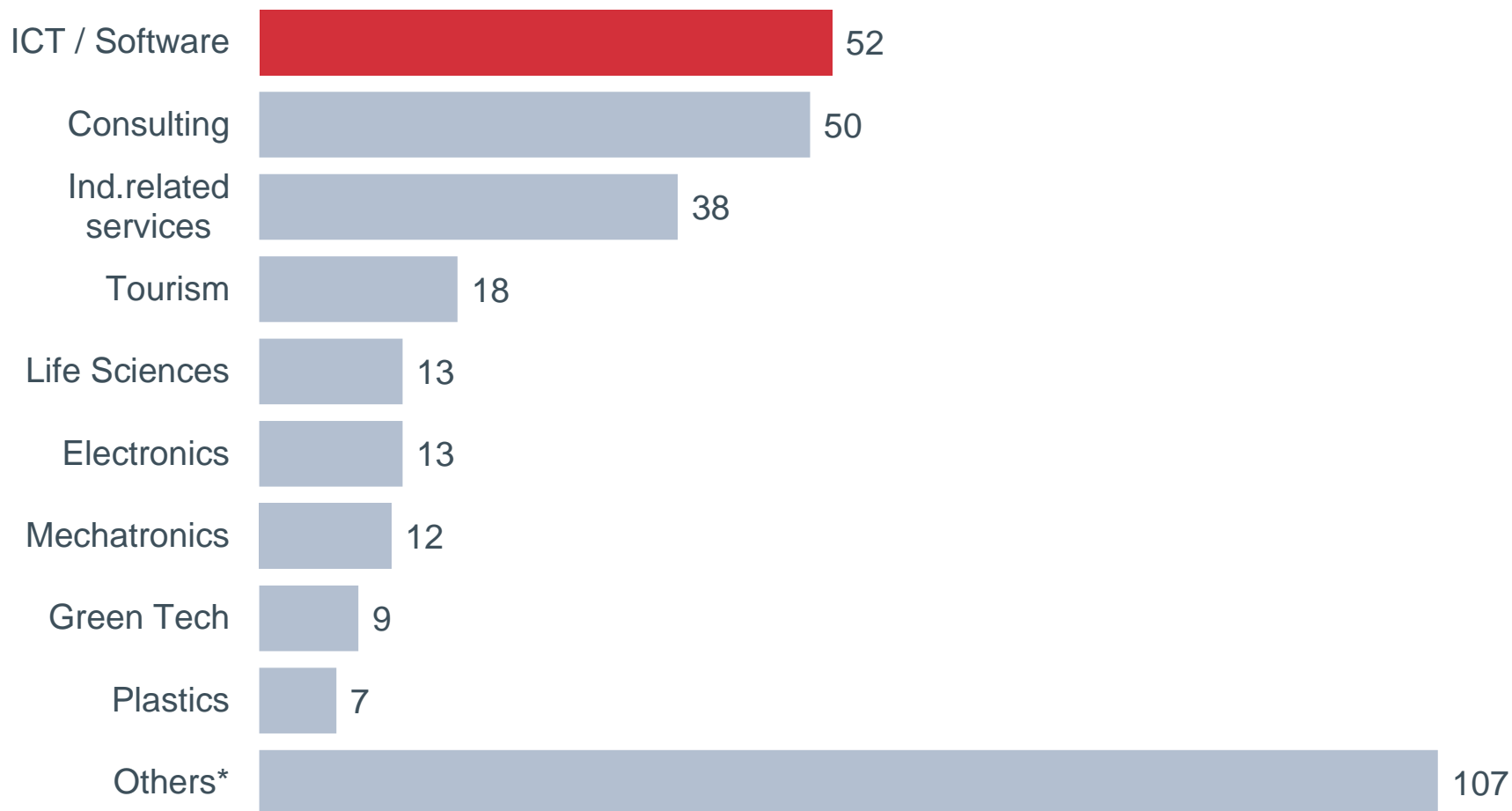
ABA – Invest in Austria

Successful projects by country of origin 2016



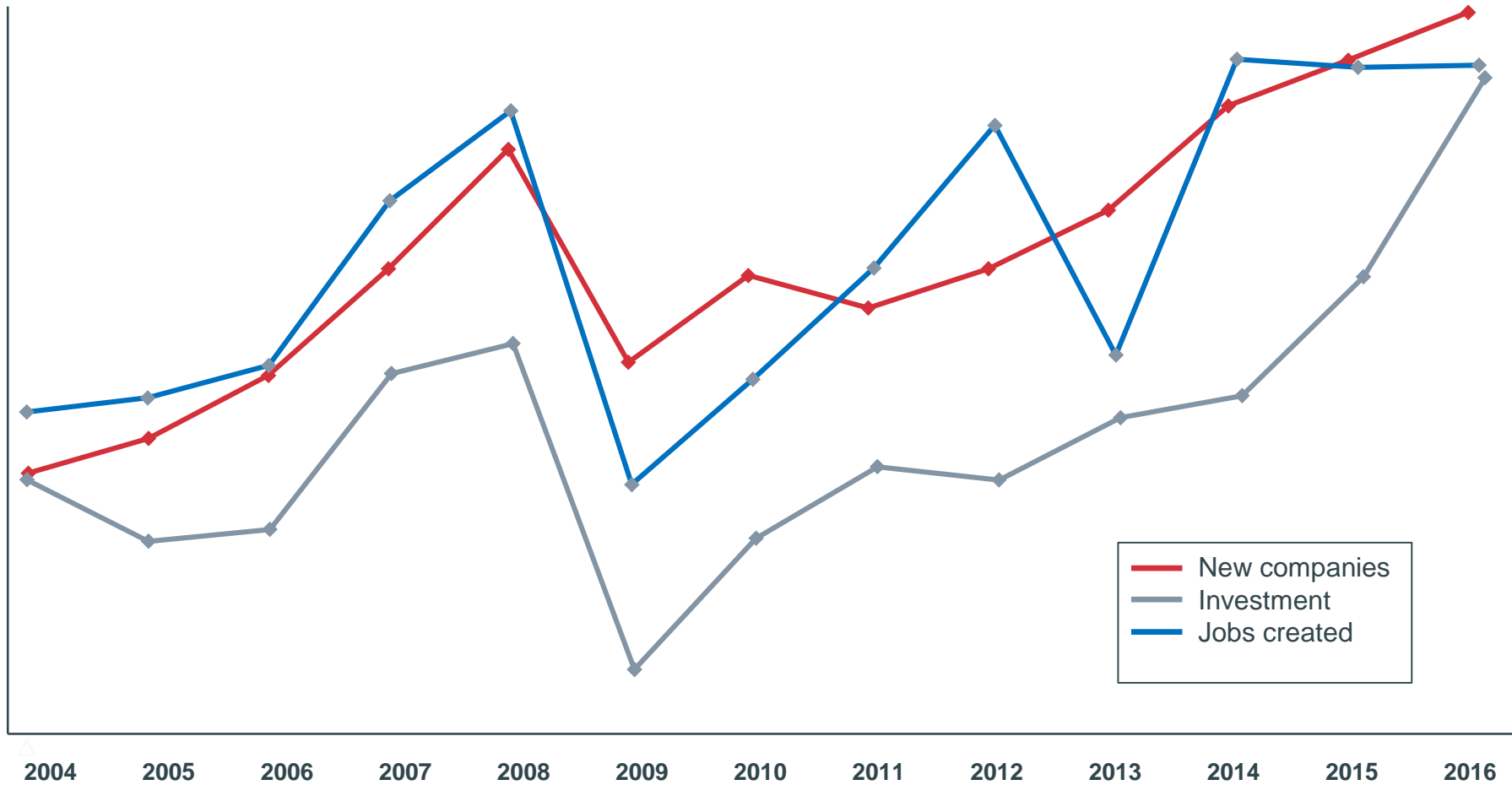
ABA – Invest in Austria

Successful projects by industry 2016



ABA:

Development of yearly results





ABA –
Invest in Austria

Outlook

Currently more than 3,000 inquiries and
approx. 840 projects in the pipeline