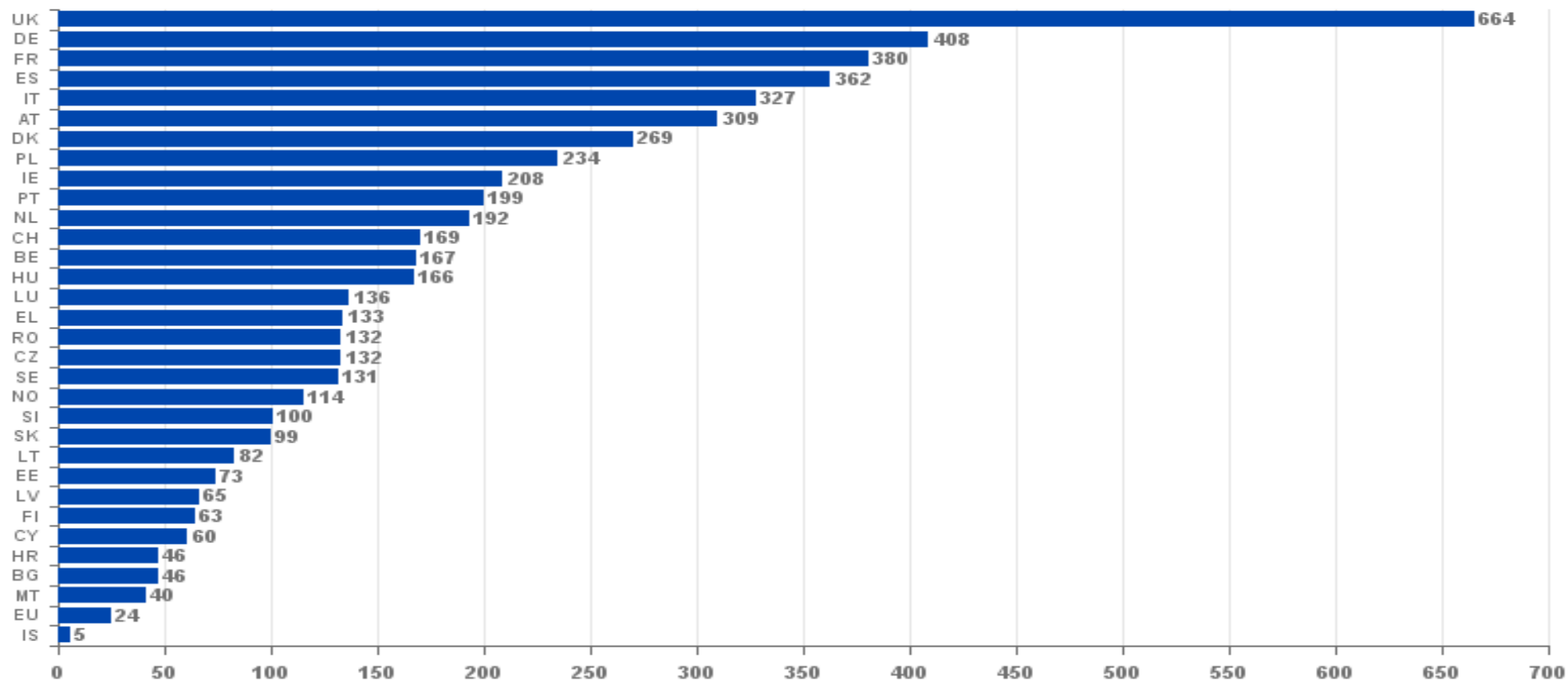


NUMBER OF PRODUCT AUTHORISATIONS BY MEMBER STATE

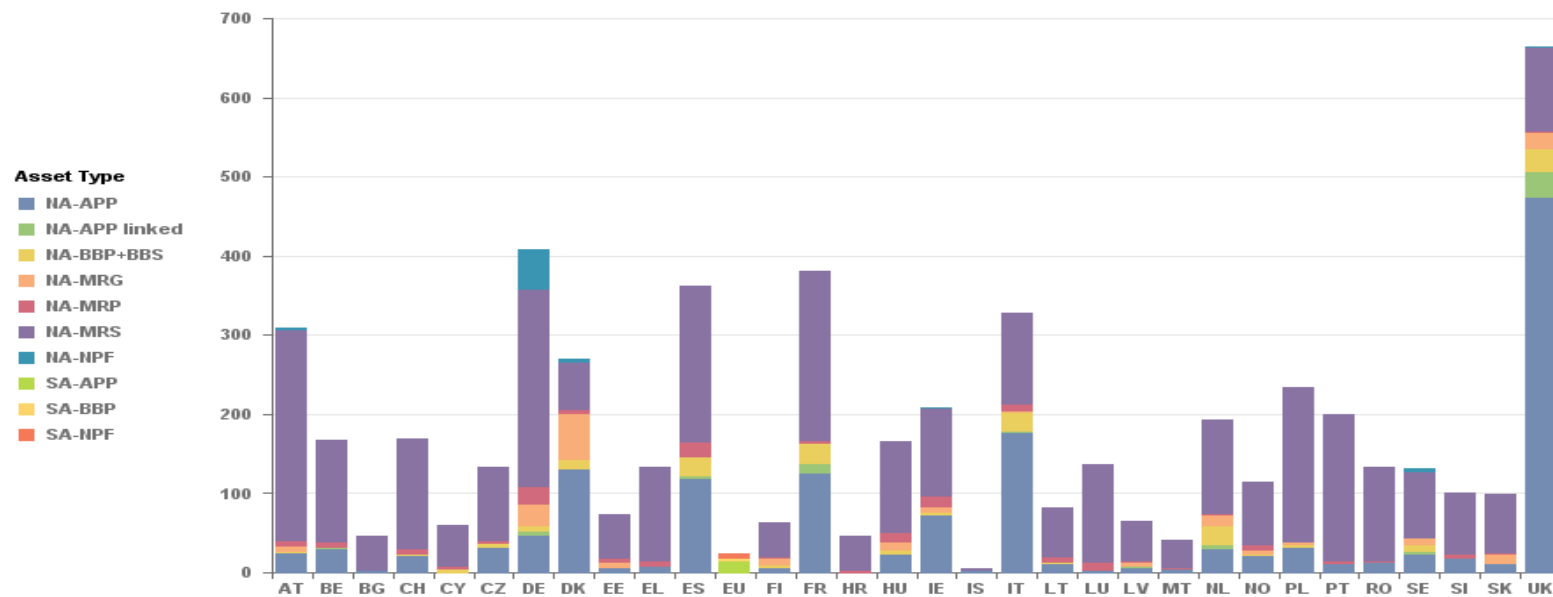
DATE: 13/09/2016

Number of products authorised: 5535



The numbers cover all active national authorisations and simplified authorisations. The EU bar refers to authorisations granted under the simplified procedure in all Member States.

Number of products authorised: 5535

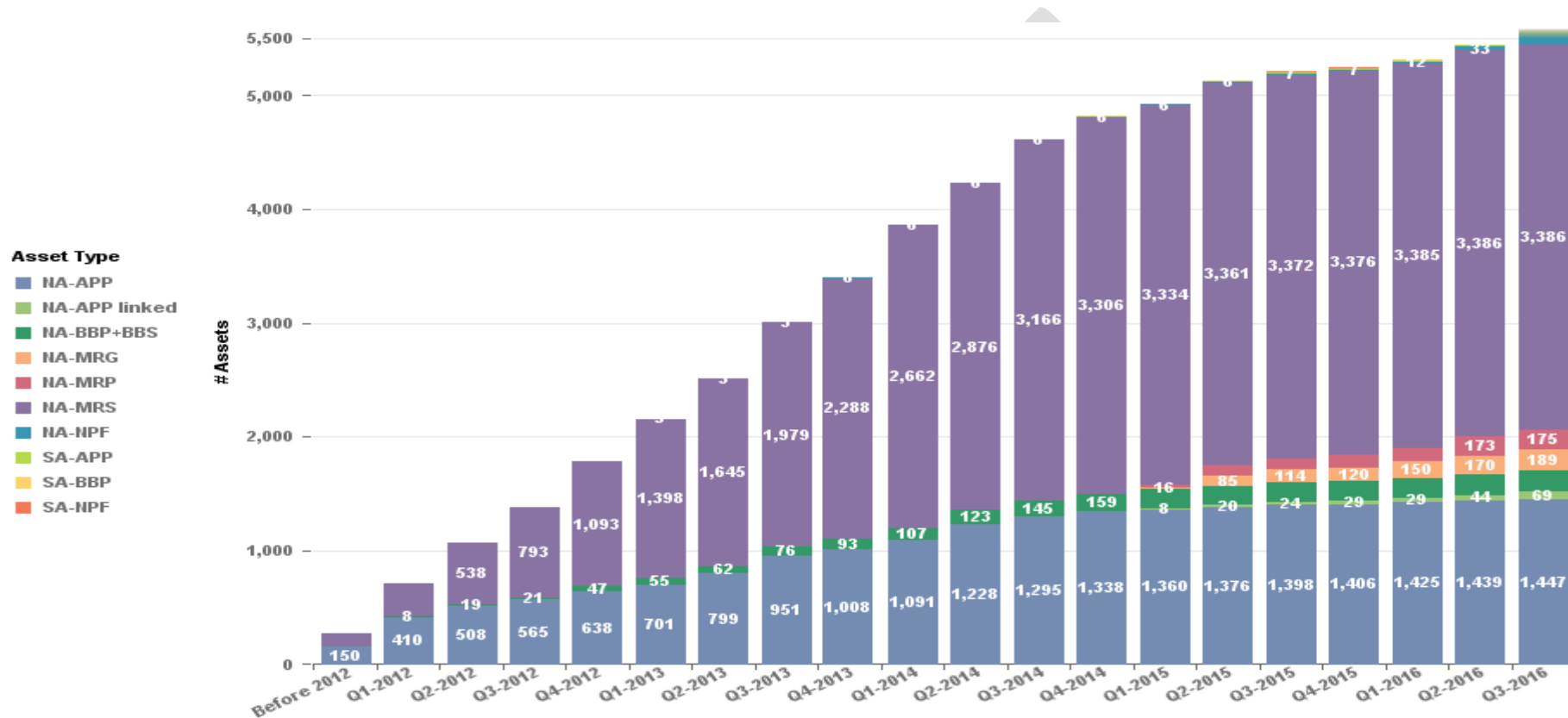


	AT	BE	BG	CH	CY	CZ	DE	DK	EE	EL	ES	EU	FI	FR	HR	HU	IE	IS	IT	LT	LU	LV	MT	NL	NO	PL	PT	RO	SE	SI	SK	UK	Total	
NA-APP	23	29	1	20		31	45	130	5	6	118		5	125		22	71	1	176	10	2	4	3	28	20	31	10	11	22	16	10	472	1447	
NA-APP link	1	1					6				3			11			1		1			2		6					3			34	69	
NA-BBP+BBS	1			1	3	5	7	12				23	3	25		5	3		24	2					23	2	2			9	1		29	180
NA-MRG	7						27	57	6				8			10	6		2				5	14	4	4			8		11	20	189	
NA-MRP	6	7	1	7	4	2	22	5	5	8	19		3	5	1	12	14		9	7	9	3	1	2	8		4	2	1	5	2	1	175	
NA-MRS	268	130	44	141	53	94	250	61	57	119	199		44	214	45	117	112	4	115	63	125	51	36	119	80	197	185	119	83	78	76	107	3386	
NA-NPF	3						51	4									1												5			1	65	
SA-APP												14																					14	
SA-BBP												2																					2	
SA-NPF												8																					8	
Total	309	167	46	169	60	132	408	269	73	133	362	24	63	380	46	166	208	5	327	82	136	65	40	192	114	234	199	132	131	100	99	664	5535	

The numbers cover all active national authorisations as well as simplified authorisations.

OVERVIEW OF THE NUMBER OF PRODUCT AUTHORISATIONS GRANTED IN THE EU ACCORDING TO THE BPD/BPR

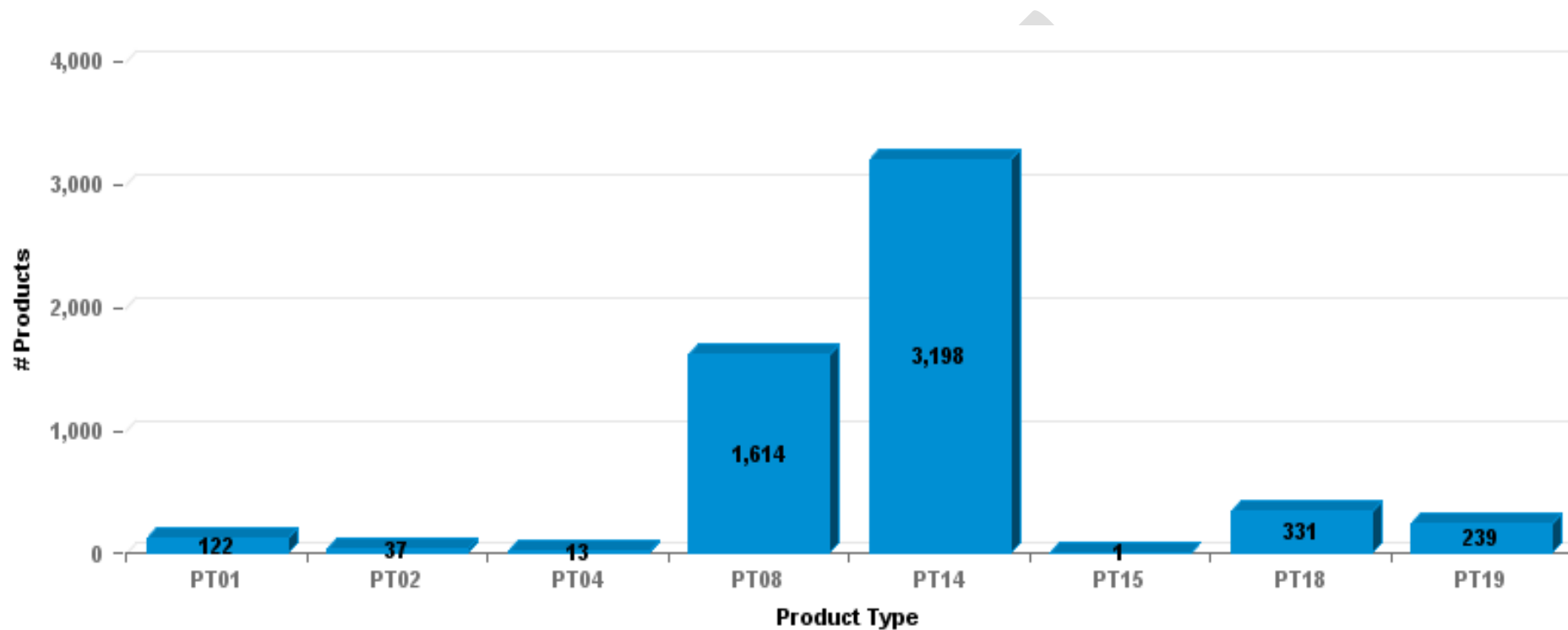
DATE: 13/09/2016



The numbers cover all active national authorisations as well as simplified authorisations.

	Before 2012	Q1-2012	Q2-2012	Q3-2012	Q4-2012	Q1-2013	Q2-2013	Q3-2013	Q4-2013	Q1-2014	Q2-2014	Q3-2014	Q4-2014	Q1-2015	Q2-2015	Q3-2015	Q4-2015	Q1-2016	Q2-2016	Q3-2016
NA-APP	150	410	508	565	638	701	799	951	1008	1091	1228	1295	1338	1360	1376	1398	1406	1425	1439	1447
NA-APP linked														8	20	24	29	29	44	69
NA-BBP+BBS	7	8	19	21	47	55	62	76	93	107	123	145	159	169	171	172	172	180	180	180
NA-MRG														16	85	114	120	150	170	189
NA-MRP														24	95	101	113	114	173	175
NA-MRS	110	285	538	793	1093	1398	1645	1979	2288	2662	2876	3166	3306	3334	3361	3372	3376	3385	3386	3386
NA-NPF						3	3	3	6	6	6	6	6	6	6	7	7	12	33	65
SA-APP													8	8	9	13	13	13	13	14
SA-BBP															2	2	2	2	2	2
SA-NPF															4	5	5	5	8	8
Sum:	267	703	1065	1379	1778	2157	2509	3009	3395	3866	4233	4612	4817	4925	5129	5208	5243	5315	5448	5535

The numbers cover all active national authorisations as well as simplified authorisations.

NUMBER OF PRODUCT AUTHORISATIONS GRANTED IN THE EU ACCORDING TO THE BPD/BPR BY PRODUCT TYPE

The numbers cover all active national authorisations as well as simplified authorisations. If an asset has multiple product types it will be counted multiple times in the report.